

Supporting Information

for

DOI: 10.6060/201230v

Esterification vs. 1,3–Dipolar Cycloaddition Synthetic Approaches for Preparation of the Fluorescently Labelled Iron(II) Clathrochelates

Roman A. Selin,^{a@1} Viktor Ya. Chernii,^a Dmytro V. Kryvorotenko,^b Andriy Mokhir,^c and Yan Z. Voloshin^{d,e@2}

^a *V.I. Vernadskii Institute of General and Inorganic Chemistry NASU, 03080 Kiev, Ukraine*

^b *Institute of Molecular Biology and Genetics, NASU, 03143 Kyiv, Ukraine*

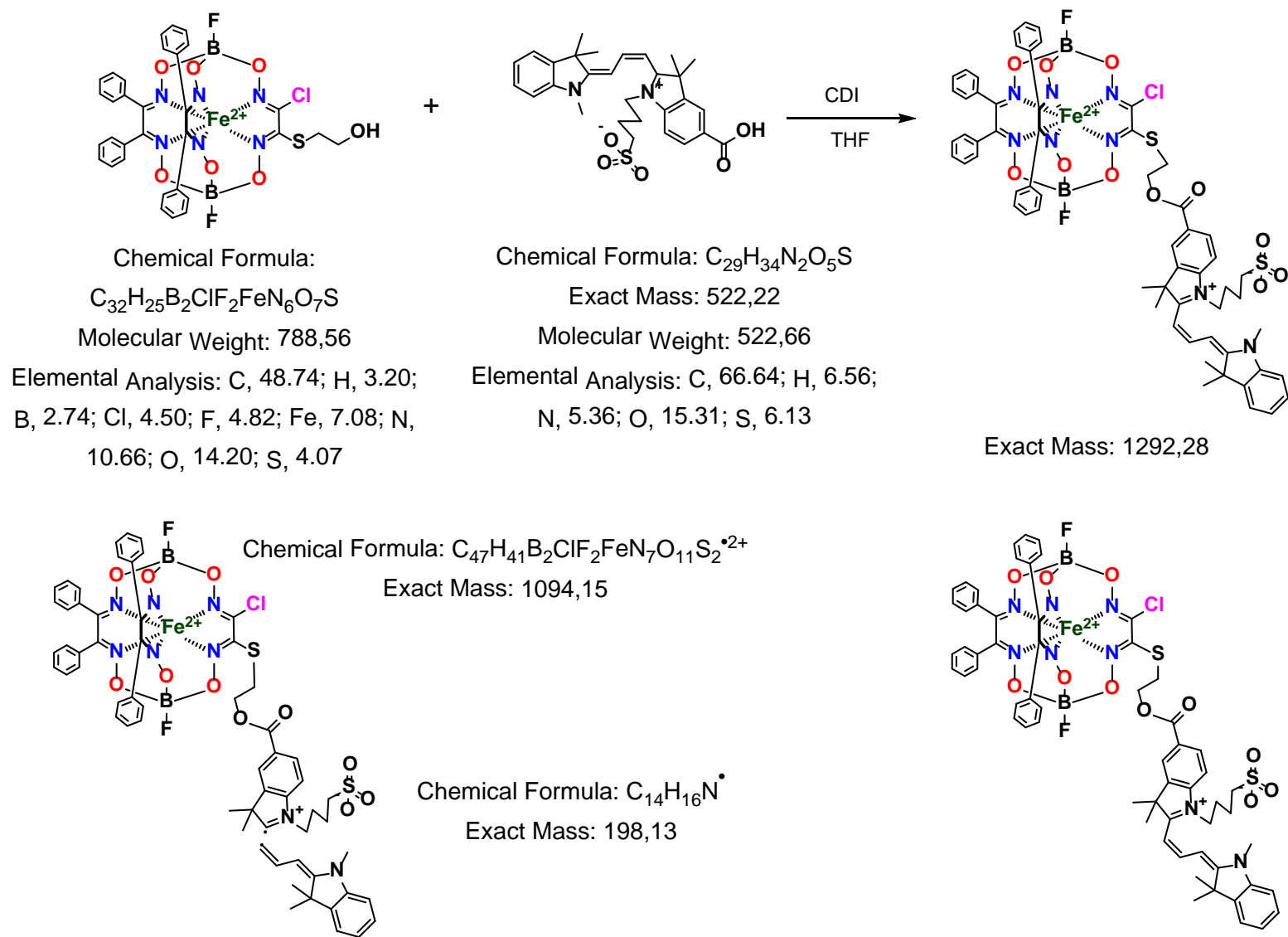
^c *Organic Chemistry II, Friedrich-Alexander-University of Erlangen–Nuremberg, 91054 Erlangen, Germany*

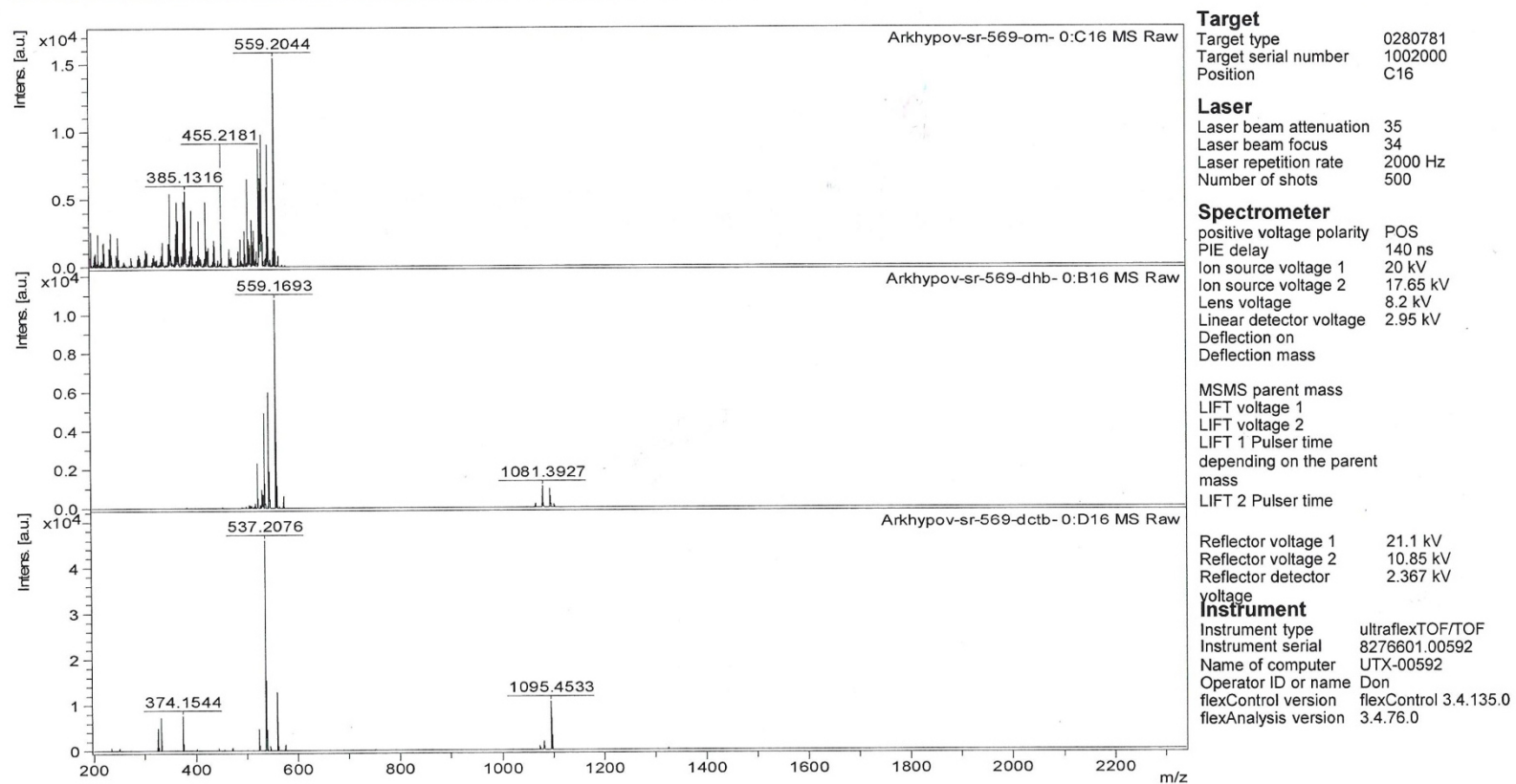
^d *N.S. Kurnakov Institute of General and Inorganic Chemistry of the Russian Academy of Sciences, 119991 Moscow, Russia*

^e *A.N. Nesmeyanov Institute of the Organoelement Compounds of the Russian Academy of Sciences, 119991 Moscow, Russia*

^{@1} *Corresponding author E-mail: selin.roman.oleksandrovich@gmail.com*

^{@2} *Corresponding author E-mail: voloshin@ineos.ac.ru*

Scheme S1. Attempted preparation of the complex **4** and its fragmentation in gas phase.



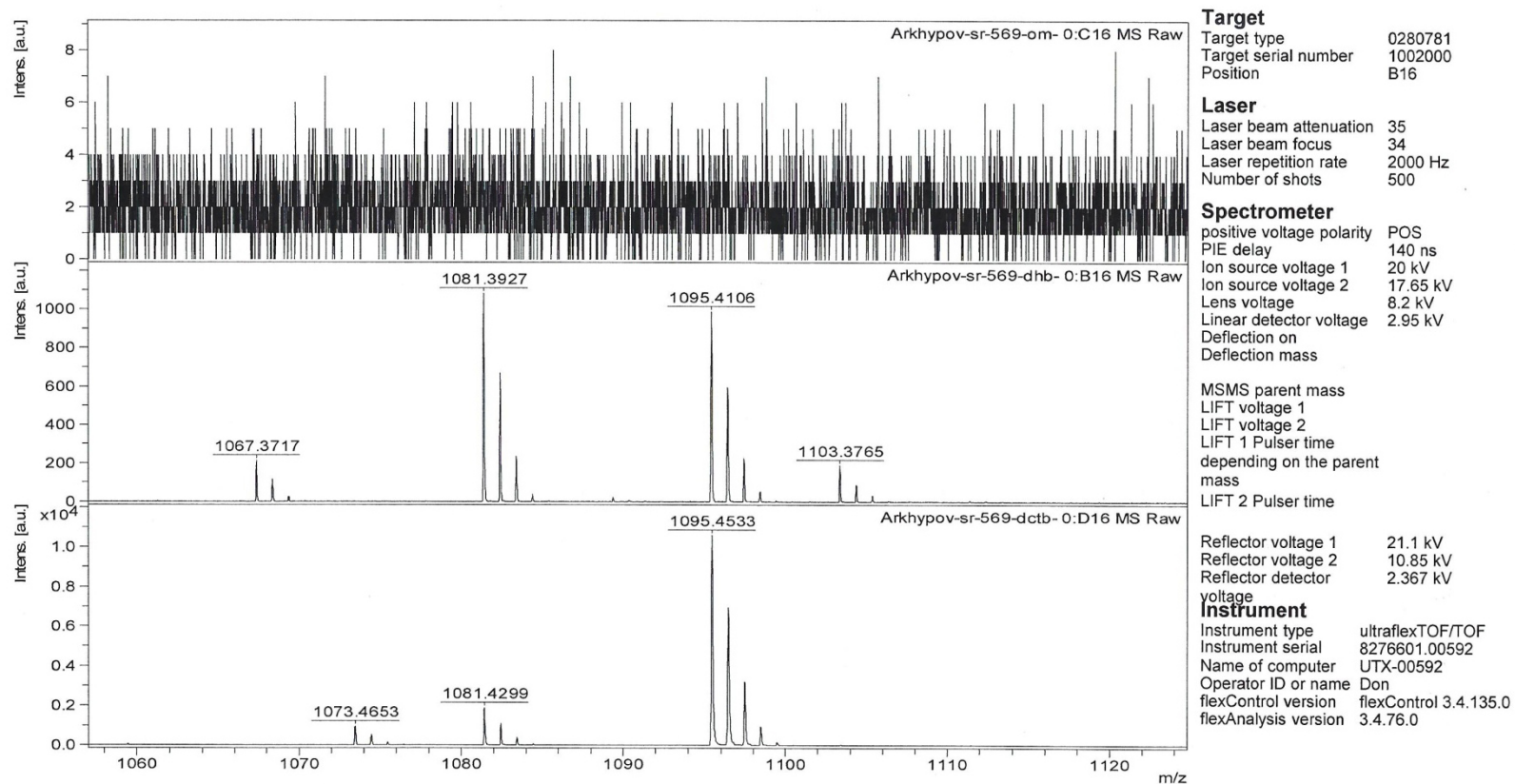
Date of Acquisition 2020-02-20T11:36:22.093+01:00
 Acquisition method D:\Methods\flexControl\Methods\Don-70-2100.par
 Processing method
 File Name D:\Data\2020\2020-Mokhir\Arkhyrov-sr-569-om-10_C16\1

printed: 2/20/2020 11:37:24 AM

Performed by	Viewed by
Date / Sign	Date / Sign

Bruker Daltonics

Fig. S1. Fragment of the ESI-TOF mass spectrum of 4.



Date of Acquisition 2020-02-20T11:36:41.474+01:00 printed: 2/20/2020 11:38:08 AM
 Acquisition method D:\Methods\flexControl\Methods\Don-70-2100.par
 Processing method
 File Name D:\Data\2020\2020-Mokhir\Arkhyrov-sr-569-dhb-10_B161

Performed by	Viewed by
Date / Sign	Date / Sign

Bruker Daltonics

Fig. S1. Part of the ESI-TOF mass spectrum of **4**.