

Synthesis of 1,3-Bis(trimethylcyclam) and 1,3-Bis(trimethylcyclen) Substituted Benzenes

Alexei D. Averin,^a Anton V. Shukhaev,^a Alexei K. Buryak,^b Franck Denat,^c Roger Guillard,^c and Irina P. Beletskaya^a

^aLomonosov Moscow State University, Department of Chemistry, Leninskie Gory, Moscow, 119991 Russia

^bA.N. Frumkin Institute of Physical and Electrochemistry, 31 Leninskii prosp., Moscow, 119991, Russia

^cInstitut de Chimie Moléculaire de l'Université de Bourgogne (ICMUB-LIMRES) UMR CNRS 5260, 9 av. Alain Savary, 21078 Dijon, France

@Corresponding author E-mail: averin@org.chem.msu.ru

Pd-catalyzed amination of 1,3-dibromobenzene with N,N',N'' -trimethylcyclam and N,N',N'' -trimethylcyclen provided corresponding 1,3-bis(tetraazamacrocyclic) derivatives of benzene in 25-32% yields. The dependence of the products yields on the phosphine ligand applied (BINAP, DavePHOS) as well as on the stoichiometry of starting compounds was established. Scope and limitations for the synthesis of N -phenyl and N -(3-bromophenyl) derivatives of trimethylcyclam and trimethylcyclen were demonstrated.

Keywords: Tetraazamacrocycles, amination, Pd catalysis, aryl halides.

Introduction

Tetraazamacrocyclic compounds, mainly cyclams and cyclens, are of major importance due to their unique properties for selective binding of metal ions.^[1,2] Numerous derivatives of these molecules find application as highly efficient sequestering agents,^[3,4] sensors,^[5,6] catalysts,^[7] and are used in biochemistry^[8,9] or medicine.^[10,11] Moreover, bis(polyazamacrocycles) attract significant interest due to their abilities to form binuclear complexes.^[12,13] Over the last decades, the use of saturated bismacrocylic ligands instead of bisporphyrin compounds has been studied because of their easier synthesis.^[14,15] They contain two polyazamacrocycles which are linked, either through aliphatic (or aromatic) spacers bonded to nitrogen atoms or through two covalently bonded carbon atoms.^[16-23] The synthesis of a variety of bismacrocylics bound through aryl spacers was described by the authors.^[12] However, in all cited syntheses only aliphatic or benzyl-type linkers have been used to prepare these models; direct bonding of two polyazamacrocycles to an aryl spacer could hardly be achieved with known synthetic procedures, and this fact strictly limited any progress in this area. We proposed the application of the Pd-catalyzed amination of aryl halides for this purpose and showed the possibility of the synthesis of 1,8-bis(cyclam) substituted anthracene.^[24] In the present paper we describe the Pd-mediated amination of 1,3-dibromobenzene with N,N',N'' -trimethylcyclam and N,N',N'' -trimethylcyclen for the synthesis of new bismacrocylics, N -phenyl and N -(3-bromophenyl) derivatives of tetraazamacrocycles.

Experimental

NMR spectra were registered using Bruker Avance 400 spectrometer, MALDI-TOF spectra were obtained with Bruker

Ultraflex spectrometer using 1,8,9-trihydroxyanthracene as matrix. 1,3-Dibromobenzene, 2,2'-bis(diphenylphosphino)-1,1'-binaphthyl (BINAP), 2-dimethylamino-2'-dicyclohexylphosphinobiphenyl (DavePHOS) and other phosphine ligands, benzyl bromide, formic acid, formalin, acetic acid, sodium *tert*-butylate were purchased from Aldrich and Acros and used without further purification; cyclam and N -benzylcyclen were provided by Chemathec Co, Pd dibenzylidene acetonate ($\text{Pd}(\text{dba})_2$) was synthesized according to the method described.^[25] Dioxane was distilled over NaOH followed by the distillation over sodium in argon, dichloromethane and methanol were distilled. Synthesis of N,N',N'' -trimethylcyclam **1** was carried out using a three-step procedure from cyclam by its N -benzylation with benzyl bromide, followed by methylation with a mixture of formalin and formic acid, and reduction of N -benzyl- N',N'',N''' -trimethylcyclam with hydrogen catalyzed by Pd on carbon.^[26] N,N',N'' -trimethylcyclen **4** was obtained according to a similar procedure which was found to be easier than an alternative one described in literature.^[27]

1-Benzyl-4,7,10-trimethyl-1,4,7,10-tetraazacyclododecane, 3. N -benzylcyclen **2** (5 g, 0.019 mol) was mixed with 99% formic acid (3.5 ml, 0.091 mol), 37% formalin (4.7 g, 0.058 mol) and 0.45 ml water. The mixture was refluxed for 24 h, cooled to ambient temperature, the excess of formic acid and formaldehyde was evaporated *in vacuo*, and the residue was dissolved in water (40 ml). The solution of KOH (4.5 g) in 40 ml water was added to make pH 10, the resulted solution was extracted with dichloromethane (2 x 75 ml), organic phases were combined and dried over MgSO_4 . Dichloromethane was evaporated *in vacuo*, and the product **3** was obtained as viscous oil. Yield 4.92 g (85%). *m/z* (MALDI-TOF) 305.4 [(M+H)⁺]. ¹H NMR (CDCl_3 , 297 K) δ_{H} ppm: 2.19 (6H, s, 2 x Me), 2.28 (3H, s, Me), 2.49-2.60 (12H, m, CH_2N), 2.66 (4H, t, ³*J* = 5.3 Hz, CH_2N), 3.55 (2H, s, NCH_2Ph), 7.21 (1H, t, ³*J* = 7.3 Hz, *p*-Ph), 7.29 (2H, t, ³*J* = 7.4 Hz, *m*-Ph), 7.33 (2H, d, ³*J* = 7.4 Hz, *o*-Ph). ¹³C NMR (CDCl_3 , 297 K) δ_{C} ppm: 44.5 (1C), 45.4 (2C), 53.0 (2C), 56.0 (1C), 56.2 (2C), 56.6 (2C), 61.1 (2C), 127.1 (1C), 128.5 (2C), 129.4 (2C), 140.2 (1C).

1,4,7-Trimethyl-1,4,7,10-tetraazacyclododecane, 4. Benzyl-trimethylcyclen **3** (4.92 g, 0.016 mol) was mixed with 10% Pd on

carbon (0.5 g) in acetic acid (200 ml). The mixture was saturated with hydrogen at atmospheric pressure and under stirring for 2 h. Then the catalyst was filtered off, acetic acid was evaporated *in vacuo*, and KOH solution in water was added to make pH 9. The product was extracted with dichloromethane (3 x 100 ml). Combined organic phases were dried over MgSO₄. Dichloromethane was evaporated *in vacuo*, and the product **4** was obtained as viscous oil. Yield 3.25 g (95%). *m/z* (MALDI-TOF) 214.7 [M⁺]. ¹H NMR (CDCl₃, 297 K) δ_H ppm: 2.15 (3H, s, Me), 2.34 (6H, s, 2 x Me), 2.47 (8H, br s, CH₂N), 2.62 (4H, br s, CH₂N), 2.73 (4H, br s, CH₂N). ¹³C NMR (CDCl₃, 297 K) δ_C ppm: 39.5 (1C), 45.1 (2C), 46.9 (2C), 53.0 (2C), 53.4 (2C), 55.0 (2C).

General procedure for the Pd-catalyzed arylation of *N,N',N''*-trimethylcyclam **1** and *N,N',N''*-triethylcyclen **4**.

A two-necked flask equipped with a condenser and magnetic stirrer, flushed with dry argon, was charged with 1,3-dibromobenzene (0.2-2 mmol), Pd(dba)₂ (4-16 mol%), phosphine ligand (8-16 mol%), abs. dioxane (2.5-5 ml), the mixture was stirred for 2 min, then tetraazamacrocyclic **1** or **4** (0.2-1 mmol) was added, followed by sodium *tert*-butylate (1.5 equiv. *per* bromine atom), and the reaction mixture was refluxed for 24-30 h. After cooling to ambient temperature, the solution was filtered off, evaporated *in vacuo*, and the residue was chromatographed on silica gel using a sequence of eluents: CH₂Cl₂, CH₂Cl₂-MeOH 20:1-3:1, CH₂Cl₂-MeOH-NH₃aq 100:20:1-10:4:1.

1-(3-Bromophenyl)-4,8,11-trimethyl-1,4,8,11-tetraazacyclododecane, **5**. According to the method described, compound **5** was obtained from 1,3-dibromobenzene (118 mg, 0.5 mmol), trimethylcyclam **1** (60 mg, 0.25 mmol), in the presence of Pd(dba)₂ (12 mg, 8 mol%), BINAP (14 mg, 9 mol%), sodium *tert*-butylate (36 mg, 0.38 mmol) in dioxane (2.5 ml, 0.1 M). Eluent: CH₂Cl₂-MeOH-NH₃aq 100:20:2. Yield 26 mg (26%). *m/z* (MALDI-TOF) 397.0 [(M+H)⁺]. ¹H NMR (CDCl₃, 297 K) δ_H ppm: 1.79 (2H, quintet, ³J = 5.7 Hz, CCH₂C), 1.90 (2H, quintet, ³J = 6.1 Hz, CCH₂C), 2.31 (3H, s, Me), 2.33 (3H, s, Me), 2.43 (3H, s, Me), 2.55 (2H, br s, CH₂N), 2.60 (4H, t, ³J = 5.6 Hz, CH₂N), 2.73 (4H, br s, CH₂N), 2.86 (2H, br s, CH₂N), 3.45 (2H, t, ³J = 6.6 Hz, CH₂NPh), 3.47 (2H, t, ³J = 5.8 Hz, CH₂NPh), 6.59 (1H, d, ³J = 8.1 Hz, H⁶-Ph), 6.75 (1H, s, H²-Ph), 6.76 (1H, d, ³J = 7.8 Hz, H⁴-Ph), 6.99 (1H, t, ³J = 7.9 Hz, H⁵-Ph). ¹³C NMR (CDCl₃, 297 K) δ_C ppm: 23.4, 24.5, 42.1, 42.3, 43.7, 48.0, 49.7, 53.6, 53.9, 54.3, 54.5, 54.9, 55.5, 110.9, 115.0, 118.9, 123.5, 130.5, 149.6.

1,4,8-Trimethyl-11-phenyl-1,4,8,11-tetraazacyclododecane, **6**. Obtained as the second product in the same synthesis. Eluent: CH₂Cl₂-MeOH-NH₃aq. 100:20:3. Yield 14 mg (18%). *m/z* (MALDI-TOF) 319.3 [(M+H)⁺]. ¹H NMR (CDCl₃, 297 K) δ_H ppm: 1.74 (2H, quintet, ³J = 6.4 Hz, CCH₂C), 1.83 (2H, quintet, ³J = 6.3 Hz, CCH₂C), 2.31 (3H, s, Me), 2.34 (3H, s, Me), 2.36 (3H, s, Me), 2.56 (2H, br s, CH₂N), 2.63 (4H, t, ³J = 5.9 Hz, CH₂N), 2.67 (4H, br s, CH₂N), 2.74 (2H, br s, CH₂N), 3.44 (2H, t, ³J = 6.6 Hz, CH₂NPh), 3.50 (2H, t, ³J = 6.1 Hz, CH₂NPh), 6.67 (1H, t, ³J = 7.4 Hz, *p*-Ph), 6.68 (2H, d, ³J = 8.3 Hz, *o*-Ph), 7.20 (2H, dd, ³J = 8.9 Hz, ³J = 7.1 Hz, *m*-Ph). ¹³C NMR (CDCl₃, 297 K) δ_C ppm: 24.1, 24.4, 42.3, 42.8, 44.0, 47.7, 49.4, 53.7, 53.9, 54.3, 54.9, 55.0, 55.2, 111.9 (2C), 115.7, 129.3 (2C), 148.3.

1,3-Bis(4,8,11-trimethyl-1,4,8,11-tetraazacyclododecan-1-yl)benzene, **7**. According to the method described, bismacrocylic compound **7** was obtained from 1,3-dibromobenzene (472 mg, 2 mmol), trimethylcyclam **1** (242 mg, 1 mmol), in the presence of Pd(dba)₂ (46 mg, 8 mol%), DavePHOS (31 mg, 8 mol%), sodium *tert*-butylate (288 mg, 3 mmol) in dioxane (5 ml, 0.2 M). Eluent: CH₂Cl₂-MeOH-NH₃aq. 100:20:2, 100:20:3. Yield 70 mg (25%). *m/z* (MALDI-TOF) 559.5 [(M+H)⁺]. ¹H NMR (CDCl₃, 297 K) δ_H ppm: 1.60 (4H, quintet, ³J = 5.8 Hz, CCH₂C), 1.76 (4H, quintet, ³J = 5.6 Hz, CCH₂C), 2.19 (6H, s, 2 x Me), 2.23 (6H, s, 2 x Me), 2.27 (6H, s, 2 x Me), 2.37 (4H, t, ³J = 5.6 Hz, CH₂N), 2.43-2.57 (20H, m, CH₂N), 3.43 (4H, t, ³J = 6.5 Hz, CH₂NPh), 3.46 (4H, t, ³J = 6.8 Hz, CH₂NPh), 5.90 (1H, s, H²-Ph), 5.98 (2H, dd, ³J = 8.3 Hz, ⁴J = 1.8 Hz, H⁴, H⁶-Ph), 6.99 (1H, t, ³J = 8.2 Hz, H⁵-Ph). ¹³C NMR (CDCl₃, 297 K) δ_C ppm: 24.7 (2C), 25.1 (2C), 42.3 (2C), 43.2 (2C), 44.4 (2C), 47.5 (2C), 49.5 (2C), 53.7 (2C), 53.9 (2C), 54.7 (2C), 55.1 (4C), 55.4 (2C), 94.6 (1C), 99.8 (2C), 129.8 (1C), 149.5 (2C).

1-(3-Bromophenyl)-4,7,10-trimethyl-1,4,7,10-tetraazacyclododecane, **8**. According to the method described, compound **8** was obtained from 1,3-dibromobenzene (118 mg, 0.5 mmol), trimethylcyclen **4** (107 mg, 0.5 mmol), in the presence of Pd(dba)₂ (23 mg, 8 mol%), BINAP (28 mg, 9 mol%), sodium *tert*-butylate (72 mg, 0.75 mmol) in dioxane (5 ml, 0.1 M). Eluent: CH₂Cl₂-MeOH 3:1. Yield 23 mg (13%). *m/z* (MALDI-TOF) 369.0 [(M+H)⁺]. ¹H NMR (CDCl₃, 297 K) δ_H ppm: 2.22 (3H, s, Me), 2.37 (6H, s, 2 x Me), 2.49 (8H, br s, CH₂N), 2.80 (4H, br s, CH₂N), 3.45 (4H, br s, CH₂NPh), 6.53 (1H, d, ³J = 7.3 Hz, H⁶-Ph), 6.70 (1H, s, H²-Ph), 6.88 (1H, d, ³J = 7.7 Hz, H⁴-Ph), 7.08 (1H, t, ³J = 7.5 Hz, H⁵-Ph).

1,4,7-Trimethyl-10-phenyl-1,4,7,10-tetraazacyclododecane, **9**. Obtained as the second product in the same synthesis. Eluent: CH₂Cl₂-MeOH 3:1. Yield 19 mg (13%). *m/z* (MALDI-TOF) 291.0 [(M+H)⁺]. ¹H NMR (CDCl₃, 297 K) δ_H ppm: 2.16 (3H, s, Me), 2.28 (6H, s, 2 x Me), 2.49 (8H, br s, CH₂N), 2.66 (4H, br s, CH₂N), 3.45 (4H, br s, CH₂NPh), 6.63 (2H, d, ³J = 8.4 Hz, *o*-Ph), 6.78 (1H, t, ³J = 7.0 Hz, *p*-Ph), 7.23 (2H, t, ³J = 7.9 Hz, *m*-Ph).

1,3-Bis(4,7,10-trimethyl-1,4,7,10-tetraazacyclododecan-1-yl)benzene, **10**. According to the method described, compound **10** was obtained from 1,3-dibromobenzene (47 mg, 0.2 mmol), trimethylcyclen **4** (43 mg, 0.2 mmol), in the presence of Pd(dba)₂ (9 mg, 8 mol%), DavePHOS (13 mg, 16 mol%), sodium *tert*-butylate (30 mg, 0.3 mmol) in dioxane (2 ml, 0.1 M). Eluent: CH₂Cl₂-MeOH-NH₃aq 10:4:1. Yield 16 mg (32%). *m/z* (MALDI-TOF) 503.3 [(M+H)⁺]. ¹H NMR (CDCl₃, 297 K) δ_H ppm: 2.25 (6H, s, 2 x Me), 2.34 (12H, s, 4 x Me), 2.56 (16H, br s, CH₂N), 2.82 (8H, br s, CH₂N), 3.48 (8H, t, ³J = 5.7 Hz, CH₂NPh), 5.94 (1H, s, H²-Ph), 6.01 (2H, d, ³J = 8.2 Hz, H⁴, H⁶-Ph), 7.01 (1H, t, ³J = 8.2 Hz, H⁵-Ph). ¹³C NMR (CDCl₃, 297 K) δ_C ppm: 43.7 (4C), 44.2 (2C), 50.2 (4C), 55.0 (4C), 55.7 (4C), 55.8 (4C), 95.8 (1C), 100.8 (2C), 129.7 (1C), 149.4 (2C).

Results and Discussion

The Pd-catalyzed arylation of free cyclen and cyclam is a very difficult task because these cyclic tetraamines readily reduce halogen atoms in aryl halides. Our previous

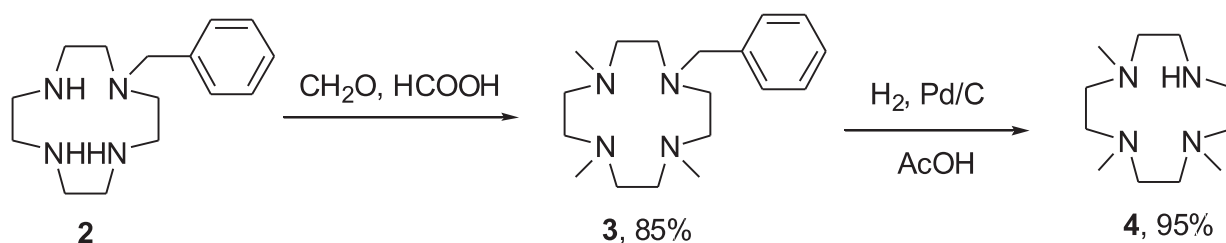


Figure 1.

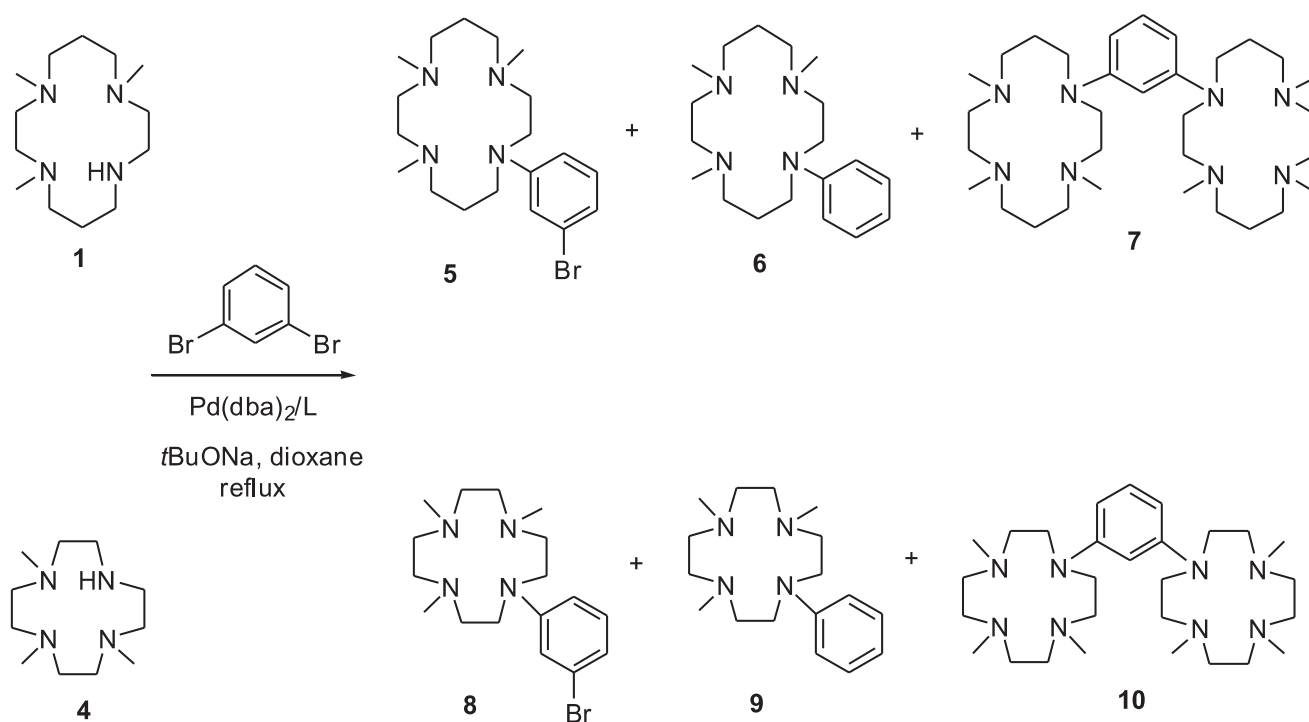


Figure 2.

attempts to carry out such reactions were not encouraging and thus we decided to diminish the number of secondary amino groups active in the reduction process by using N,N',N'' -trimethylsubstituted analogs of cyclen and cyclam.^[24] Trimethylcyclam **1** was synthesized from free cyclam by a three-step procedure documented in literature,^[26] and the same procedure was used to obtain trimethylcyclen **4** (Figure 1).

We started from *N*-benzylcyclen **2**, carried out its exhaustive *N*-methylation with formic acid and formalin to obtain tetrasubstituted cyclen **3**, and eliminated the benzyl group by the catalytic hydrogenation. As a result, trimethylcyclen **4** was synthesized in overall 80% yield.

First we tried the catalytic arylation of trimethylcyclam **1**. To synthesize desired bis(cyclam) substituted benzene we applied 2 equivalents of trimethylcyclam in the presence of $\text{Pd}(\text{dba})_2/\text{BINAP}$ (8/9 mol%) which was well documented to be an universal and the most appropriate catalytic system for amines arylation^[28] in general and for the diamination of 1,3-dibromobenzene, in particular.^[29] Sodium *tert*-butylate was used as a base, and the reaction was refluxed for 24 h in dioxane (0.1 M) (Figure 2).

Under these conditions we obtained the target bismacrocyclic **7** in 13% yield (Table 1, entry 1). We supposed

that the change of BINAP for some donor phosphine ligands could improve the diamination process, and tried a series of biphenyl-based monophosphines (Figure 3).

We also checked the ferrocene-based ligand PPFNMe_2 because it proved to be useful in the arylation of free cyclam.^[24] However, the most of these ligands did not work at all in the catalytic process, except for 2-dicyclohexylphosphino-2'-dimethylaminobiphenyl (DavePHOS) which was demonstrated to improve the amination of aryl chlorides.^[30] The use of 16 mol% catalyst promoted the diamination process and provided 22% yield of target bismacrocyclic compound **7** (Table 1, entry 2). We were also interested in the synthesis of monocyclam derivative of bromobenzene **5** in order to study further the possibilities of its catalytic amination with various amines. To synthesize it, we applied 2 equivalents of 1,3-dibromobenzene with $\text{Pd}(\text{dba})_2/\text{BINAP}$ (8/9 mol%) catalytic system. The target monomacrocyclic compound **5** was isolated in 26% yield, together with the product of bromine reduction **6** (18%, entry 3). In order to increase the product yield, we ran the same reaction in a more concentrated solution (0.2 M), however, in this case the yield of **5** was merely the same (24%, entry 4). The use of $\text{Pd}(\text{dba})_2/\text{DavePHOS}$ (8 mol%) system led to an unexpected result: instead of desired monocyclic derivative **5**, bismacrocyclic

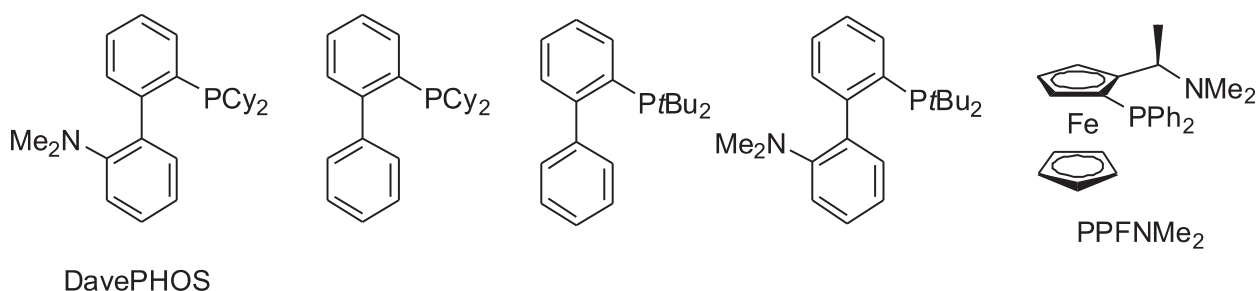


Figure 3.

Table 1. Pd-catalyzed amination of 1,3-dibromobenzene with trimethylcyclam and trimethylcyclen.

Entry	Tetraaza-macrocycle	Ratio 1,3-dibromobenzene/tetraazamacrocycle	Concentration, M	Ligand	Pd/L, mol%	Products yields
1	1	1:2	0.1	BINAP	8/9	7 , 13%
2	1	1:2	0.1	DavePHOS	16/16	7 , 22%
3	1	2:1	0.1	BINAP	8/9	5 , 26%; 6 , 18%
4	1	2:1	0.2	BINAP	8/9	5 , 24%
5	1	2:1	0.2	DavePHOS	8/8	7 , 25%
6	4	1:1	0.1	BINAP	8/9	8 , 13%; 9 , 13%
7	4	1:1	0.1	DavePHOS	8/16	10 , 32%
8	4	2:1	0.2	BINAP	8/9	10 , 20%
9	4	4:1	0.1	BINAP	4/9	8 , 12%; 9 , 3%; 10 , 30%

compound **7** was isolated in 25% yield (entry 5). This meant that the application of less catalyst (8 mol% instead of 16 mol%) and, what is much more surprising, the excess of 1,3-dibromobenzene afforded the diamination product in even a better yield (*ref.* entries 2 and 5).

This unusual effect was more pronounced in the case of trimethylcyclen **4** arylation. The reaction of equimolar amounts of trimethylcyclen and 1,3-dibromobenzene catalyzed by Pd(dba)₂/BINAP (8/9 mol%) provided *N*-(3-bromophenyl)trimethylcyclen **8** and reduced *N*-phenyltrimethylcyclen **9** in equal yields (13%, entry 6). The use of DavePHOS ligand under similar conditions gave rise to bismacrocylic compound **10** in 32% yield (entry 7). When we changed the ratio of starting compounds taking 2 equivalents of dibromobenzene and Pd(dba)₂/BINAP (8/9 mol%) catalytic system, we also obtained biscyclen derivative **10** in 20% yield instead of expected monocyclen compound **8** (entry 8). The most dramatic result was observed when using 4 equivalents of dibromobenzene and only 4 mol% Pd (entry 9): monocyclen compounds **8** and **9** were isolated in 12% and 3% yields while bismacrocycle **10** was obtained in 30% yield.

It is difficult to explain reliably why the results of the reactions were obviously opposite to the stoichiometric ratios of starting compounds. We may suppose that the excess of trimethylcyclam or cyclen leads to a better complexation of palladium thus removing it from the catalytic cycle and diminishing the yield of bismacrocylic products **7** and **10**, the formation of which needs more palladium, than the synthesis of monocyclam(cyclen) derivatives **5**, **6**, **8**, **9**. However, it does not explain why diamination readily occurs in the presence of excess dibromobenzene. Possibly the reason for such unprecedented fact is a favorable coordination of palladium by *N*-(3-bromophenyl)trimethylcyclam **6** and *N*-(3-bromophenyl)trimethylcyclen **8**, which stimulates the amination of the second bromine atom. However it may be, this effect has been never observed in the synthesis of *N,N'*-bis(haloaryl)substituted linear polyamines in our previous research. To find the limits of the effect observed, we studied Pd-catalyzed arylation of tetraazamacrocycles **1** and **4** with various dihaloarenes like 2,7-dibromonaphthalene, 3,3'-dibromobiphenyl, 1,8-dichloroanthracene using various catalytic systems. Unfortunately, in all these cases the reactions gave complex inseparable mixtures which could not be analyzed.

Conclusions

To sum up, we synthesized biscyclam and biscyclen derivatives of 1,3-disubstituted benzene, showed an unusual dependence of the yields of these products on the stoichiometric ratio of starting compounds. We demonstrated better efficacy of DavePHOS in the diamination process compared to BINAP and found out conditions for the monoamination of 1,3-dibromobenzene with trimethylcyclam and trimethylcyclen.

Acknowledgements. The work was supported by the RFBR grants N 08-03-00628, 09-03-00735 and by the Russian Academy of Sciences program "Elaboration of the methods for the synthesis of chemical compounds and construction of new materials". Authors are indebted to CHEMATECH Co and personally Dr. F. Boschetti for a generous supply with cyclam and *N*-benzylcyclen.

References

- Meyer M., Dahaoui-Gindrey V., Lecomte C., Guillard R. *Coord. Chem. Rev.* **1998**, *180*, 1313-1405.
- Lukes I., Kotek J., Vojtisek P., Hermann P. *Coord. Chem. Rev.* **2001**, *216*, 287-312.
- Barbette F., Rascalou F., Chollet H., Babouhot J.L., Denat F., Guillard R. *Anal. Chim. Acta* **2004**, *502*, 179-187.
- Cuenot F., Meyer M., Bucaille A., Guillard R. *J. Mol. Liq.* **2005**, *118*, 89-99.
- Gunnlaugsson T., Leonard J.P. *Chem. Commun.* **2005**, 3114-3131.
- Gunnlaugsson T., Stomeo F. *Org. Biomol. Chem.* **2007**, *5*, 1999-2009.
- Reichenbach-Klinke R., König B. *J. Chem. Soc., Dalton Trans.* **2002**, 121-130.
- Aoki S., Kimura E. *Chem. Rev.* **2004**, *104*, 769-787.
- Ritter S. C., Eiblmaier M., Michlova V., König B. *Tetrahedron* **2005**, *61*, 5241-5251.
- Liu S., Edwards D.S. *Bioconj. Chem.* **2001**, *12*, 7-34.
- Delgado R., Felix V., Lima L.M.P., Price D. W. *Dalton Trans.* **2007**, 2734-2745.
- Brandès S., Gros C., Denat F., Pullumbi P., Guillard R. *Bull. Soc. Chim. Fr.* **1996**, *133*, 65-73.
- Valks G.C., McRobbie G., Lewis E.A., Hubin T.J., Hunter T.M., Sadler P.J., Pannecouque C., De Clercq E., Archibald S.J. *J. Med. Chem.* **2006**, *49*, 6162-6165.
- Bradshaw J.S., Krakowiak K.E., Izatt R.M. *Aza-Crown Macrocycles* New York: Wiley, **1993**, 51.

15. Lindoy L.F. *The Chemistry of Macrocyclic Ligand Complexes* Cambridge: Cambridge University Press **1989**, 122.
16. Schneider R., Riesen A., Kaden T.A. *Helv. Chim. Acta* **1985**, *68*, 53-61.
17. Ciampolini M., Fabbriizzi L., Perotti A., Poggi A., Seghi B., Zanobini F. *Inorg. Chem.* **1987**, *26*, 3527-3533.
18. Urfer A., Kaden T.A. *Helv. Chim. Acta* **1994**, *77*, 23-35.
19. Bridger G.J., Skerlj R.T., Thornton D., Padmanabhan S., Martellucci S.A., Henson G.W., Abrams M.J., Yamamoto N., De Vreese K., Pauwels R., De Clercq E. *J. Med. Chem.* **1995**, *38*, 366-378.
20. Buttafava A., Fabbriizzi L., Perotti A., Seghi B. *J. Chem. Soc. Chem. Commun.*, **1982**, 1166-1167.
21. Fabbriizzi L., Montagna L., Poggi A., Kaden T. A., Siegfried L. C. *Inorg. Chem.* **1986**, *25*, 2672-2674.
22. Buttafava A., Fabbriizzi L., Perotti A., Poggi A., Seghi B. *Inorg. Chem.* **1984**, *23*, 3917-3922.
23. Kajiwaru T., Yamaguchi T., Kido H., Kawabata S., Kuroda R., Ito T. *Inorg. Chem.* **1993**, *32*, 4990-4991.
24. Beletskaya I. P., Averin A. D., Bessmertnykh A. G., Denat F., Guillard R. *Tetrahedron Lett.* **2002**, *43*, 1193-1196.
25. Ukai T., Kawazura H., Ishii Y., Bonnet J.J., Ibers J.A. *J. Organomet. Chem.* **1974**, *65*, 253-266.
26. Guillard R., Denat F., Pernelet O., Tripier R., Ledon H., Devos C. *FR 2789380*, 2000.
27. Pilichowski J. F., Lehn J.-M., Savage J.-P., Gramain J.C. *Tetrahedron* **1985**, *41*, 1959-1964.
28. Wolfe J. P., Buchwald S.L. *J. Org. Chem.* **2000**, *65*, 1147-1157.
29. Averin A.D., Shukhaev A.V., Golub S.L., Buryak A.K., Beletskaya I.P. *Synthesis* **2007**, 2995-3012.
30. Wolfe J.P., Tomori H., Sadighi J.P., Yin J., Buchwald S.L. *J. Org. Chem.* **2000**, *65*, 1158-1174.

Received 21.04.2009

Accepted 15.05.2009